

120 Slade Road Bardwell Park NSW

2 1 3

WELCOME TO YOUR NEW HOME?.


This superb double-brick residence, thoughtfully designed to provide both comfort and versatility. With its light-filled interiors, multiple living areas, and generous accommodations, this home offers space for every lifestyle.

Nestled on a substantial 815sqm (approx.) block, it opens up opportunities for enhancement, expansion, or redevelopment. Perfectly located in a sought-after neighbourhood, this property is an exceptional choice for families seeking a place to create lasting memories.

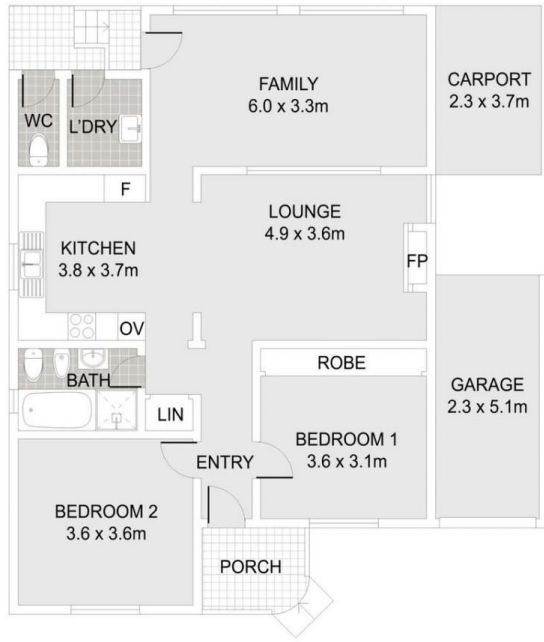
FEATURES OF THE PROPERTY:

[For full version visit the website](https://www.ariarealtyco.com.au)

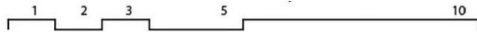
Type : House
Price : AUCTION
Land Size : 815 sqm
View : <https://www.ariarealtyco.com.au/sale/nsw/st-george/bardwell-park/residential/house/8223540>



Connie Gerakis
02 9025 9948



120 Slade Road, Bardwell Park



Scale in metres, Indicative only. Dimensions are approximate.
 All information contained here is gathered from sources we believe to be reliable.
 However, we cannot guarantee it's accuracy, and interested persons should rely on their enquiries.